

NIFTY PREDICTION: www.ritapandit25.in



9831695525.



@PANDIT INVEST.



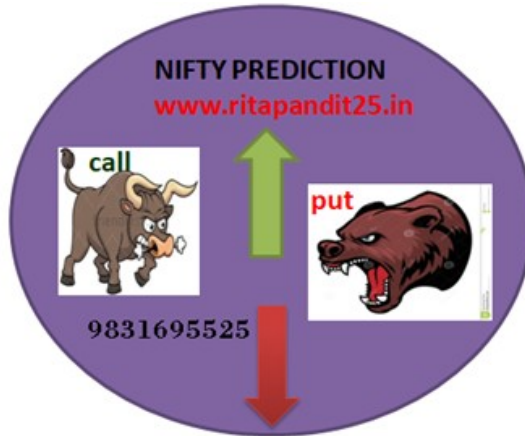
@predictionnifty.



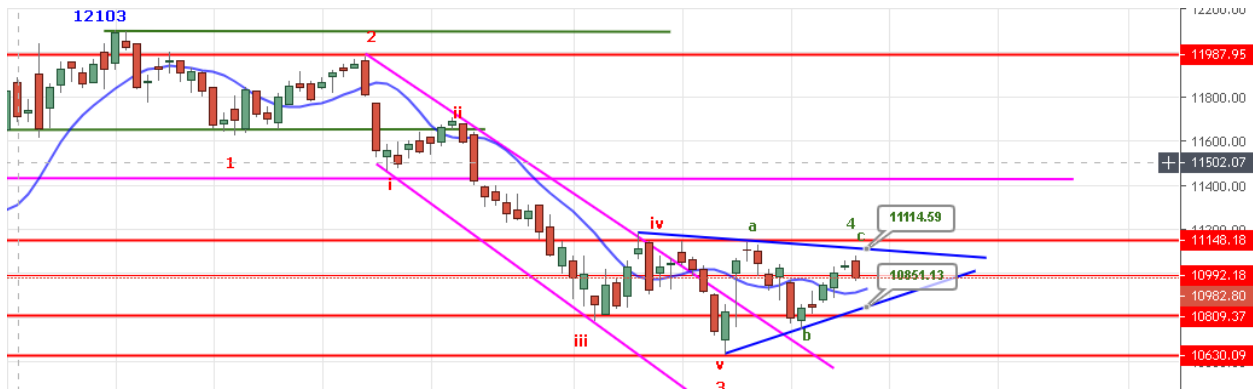
@niftyprediction

NIFTY PREDICTION FOR FRIDAY 13TH 2019.

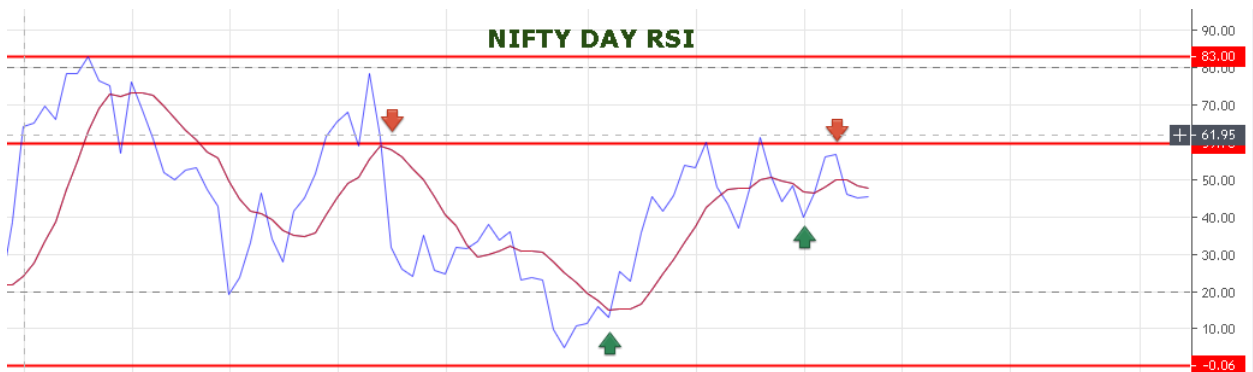
NIFTY HOLDING BELOW 11000 CAN SEE 10955-10940 LEVELS. TRADING ABOVE 11082 ONLY CAN SEE 11114-11140 LEVELS.



SAR: 10929 NS.



IF WAVE C DONE THEN ONLY BELOW 10850 CAN SEE MAJOR FALL. HOLDING SAR CAN SEE BOUNCE TOWARDS 11114. CLOSING ABOVE 11114 CAN SEE 11220-11400 LEVELS.



NIFTY PREDICTION: www.ritapandit25.in



9831695525.



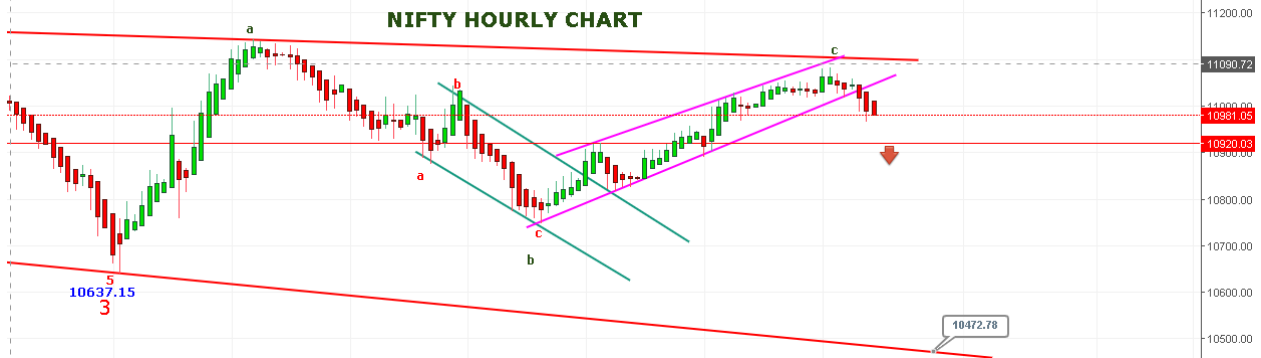
@PANDIT INVEST.



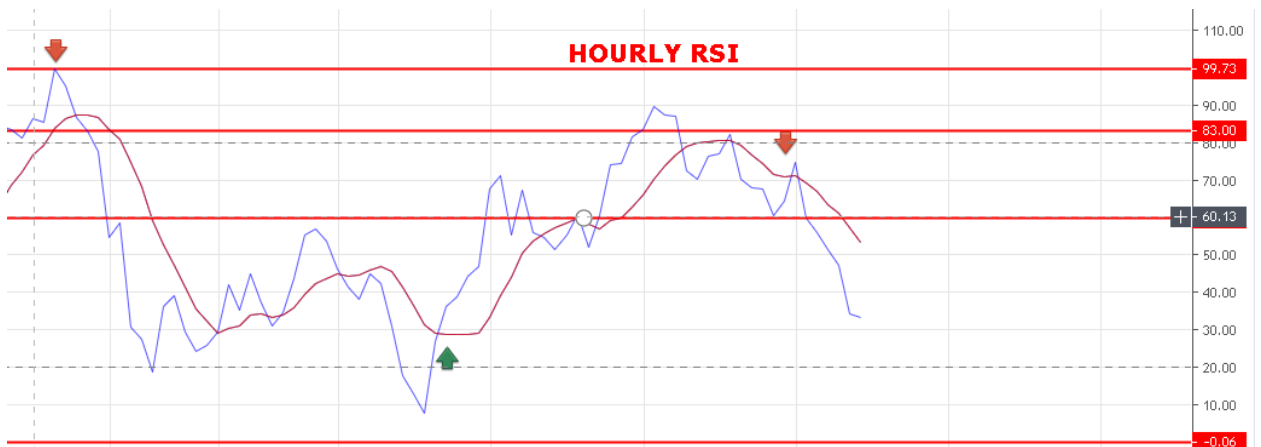
@predictionnifty.



@niftyprediction



SUPPORT 10970 IF BREAK THEN 10955-10940. BELOW 10920 CAN SEE 10850 THEN 10472 LEVELS. HOLDING 10970 AND TRADE ABOVE 11040 CAN SEE 11080. ABOVE 11114 CAN SEE 11220-11400 LEVELS.



WEAK BELOW 11030 NS.

STRONG ABOVE 11057 NS.

BEARISH BELOW 11220 NS.

BULLISH ABOVE 11300 NS.

SUPPORT: 10970-10951-10920-10866-10851.

RESISTANCE: 11015-11047-11080-11100-11114.

NIFTY PREDICTION: www.ritapandit25.in



9831695525.



@PANDIT INVEST.



@predictionnifty.



@niftyprediction

NIFTY OPTION FOR 13/09/2019:

BUY 11000 CE 19 SEPT@78+ STOP 63 TGT 84-91-105-110-117.

BUY 11000 PE 19 SEPT@92+ STOP 80 TGT 100-107-113-130-144.

PE TO BUY BELOW 10961 NS, CE ABOVE 11019 NS.

NOTE: Once we made Profit in Two or Third Trade Rs2000/5000 then Exit Trading for the Day. Over Trading and Greed results Losses. IN CASE OF LOSS MORE THAN 5000 EXIT TRADE FOR THE DAY. My work is to give call just ignore it if you made handsome profit for the day. ALWAYS KEEP STOP LOSS AND FOLLOW REENTER RULES. NEVER TRADE IN BULK QTY. MAX QTY 5 LOTS MIN 2 LOTS.